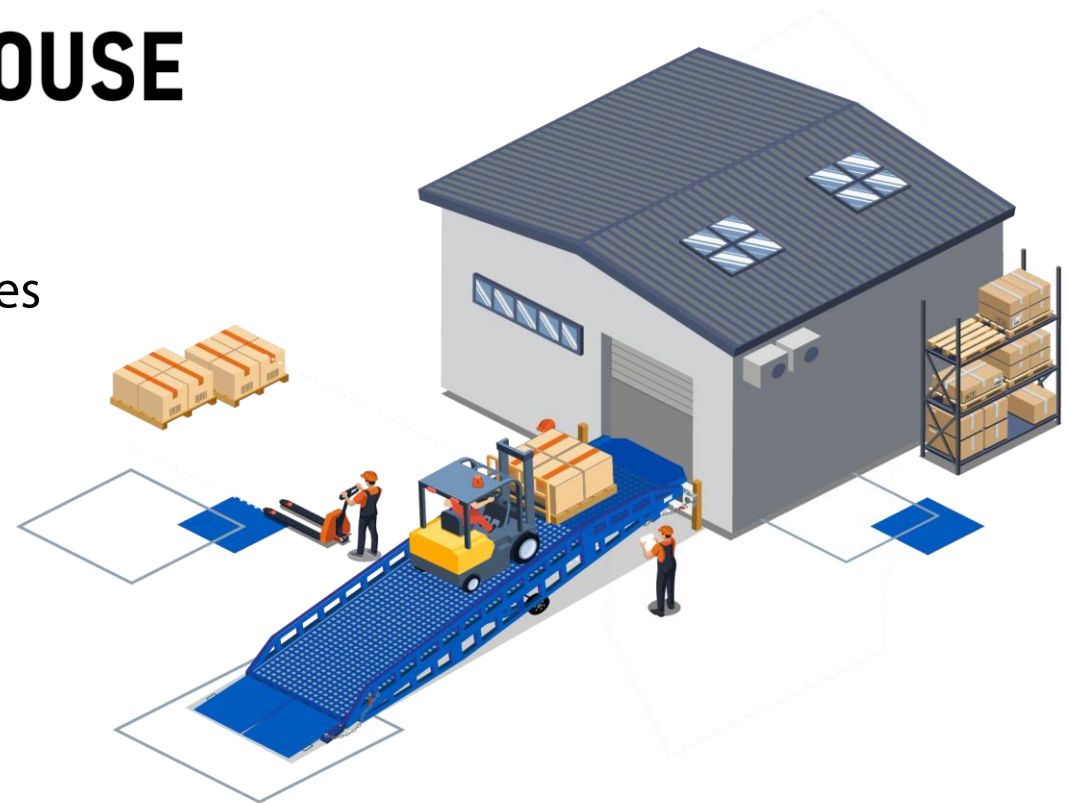




A WORLD-KNOWN PRODUCER OF HIGH QUALITY WAREHOUSE EQUIPMENT

We offer a unique combination of low prices
and excellent quality

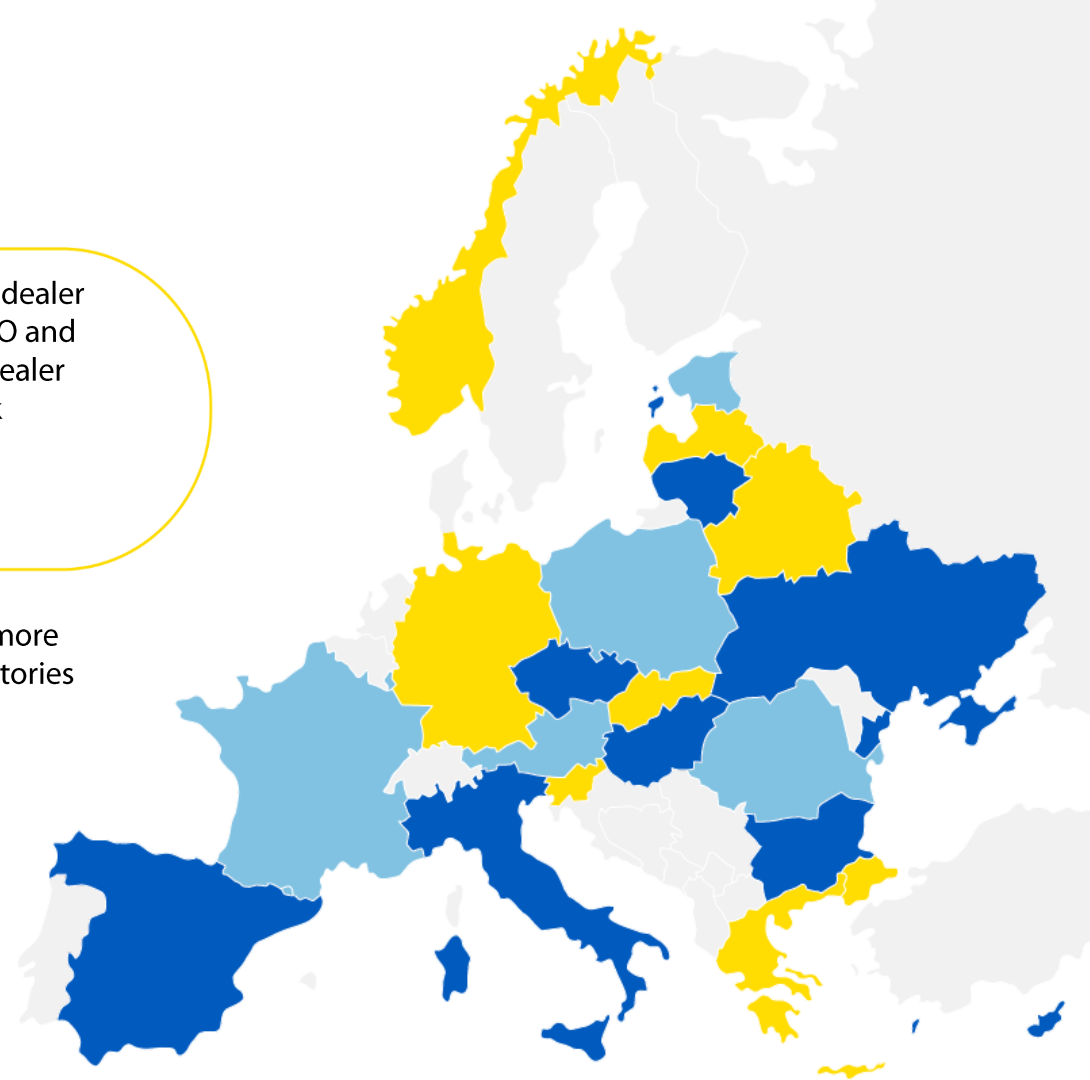
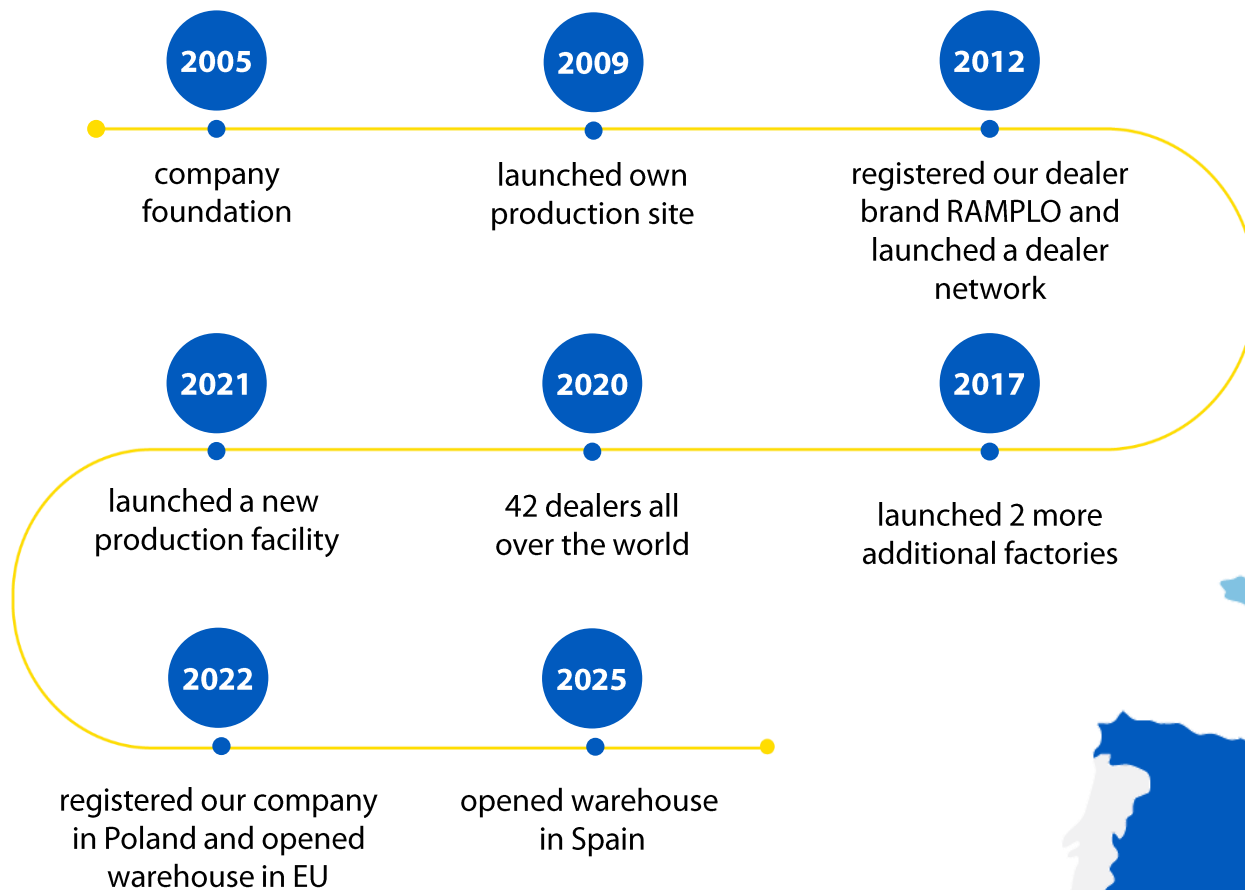


ABOUT US

ramplo

**OUR COMPANY IS ONE OF THE FAMOUS
MANUFACTURERS OF MOBILE LOADING
EQUIPMENT IN EU**

**COUNTRIES WHERE OUR DEALERS
ARE REPRESENTED**



OUR ACHIEVEMENTS

ramplo



20 years of experience in the production of loading equipment



the range of our equipment includes even more **than 20 types of warehouse equipment** and forklift attachments



supplied equipment to more than **41 countries** worldwide



we **provide a solution** to any challenge of your customer and that's what makes us unique



more than **2000 satisfied** clients over the world and this is just the beginning!



471 special designed products sold



own modern factory



produced **over 3000** items

OUR MAIN GOAL

to make our client happy with the successful completion of his project!


OUR PRODUCTS

ramplo

LOADING RAMPS



WAREHOUSE EQUIPMENT



FORKLIFT ATTACHMENTS



LOADING RAMPS


ramplo



Mobile ramps
RL-MR



Mobile loading ramps
RL-MREC



Mobile dock ramps
RL-MRLX



Custom
loading ramps



Fixed ramps
without horizontal board



Fixed ramps
with horizontal board



Dock access ramps
(type "Warehouse-Ground")



Levelling ramps
for LCV



Loading
platforms

LOADING RAMPS

ramplo

The loading ramps are manufacturing according to the latest innovative technology, with high-strength metal and comply with European and international CE quality standards



The safe design, in the form of a inclined platform that balances the difference between the ground / warehouse surface and the truck body, can be used on any loading area

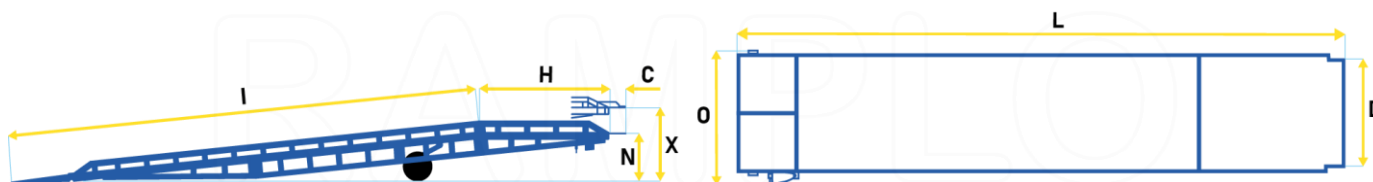
**PROFITABLE INVESTMENT AND HUGE TIME AND MONEY SAVINGS
WITHOUT MUCH EFFORT**

MOBILE LOADING RAMPS

STANDARD MODEL **RL-MR**

The mobile ramp is a height-adjustable equipment which allows the forklift to load and unload trucks, railway cars, containers, etc., acting as a mobile bridge.

This is the most popular type of mobile ramp on sale, the ramp is equipped with a manual hydraulic system for height adjustment and solid rubber wheels that allow the ramp to move on any ground surface.



Features of the **RAMPLO** mobile ramps **RL-MR**:

- load capacity - from 6 to 12 tons and more;
- total length (L) - from 9010 to 13010 mm and more;
- total width (D) - from 2230 to 2350 mm and more;
- height level (N) – from 890 mm to 1740 mm;
- wheel sets;
- hydraulic / electric pump;
- carriageway surface – zinc-coated anti-skid grating.

ramplo



ADDITIONAL OPTIONS*

FOR MOBILE RAMPS

ramplo



2SL
Safety legs



HR
Additional handrails



2SL3SW
3-sides unloading



4WL
Additional pair of
wheels



EHP
Electrohydraulic
station



EHMP
Electrohydraulic station and
manual pump



TC
Tent cover



CLR
Choosing a different
color

* additional options depend on the selected ramp model

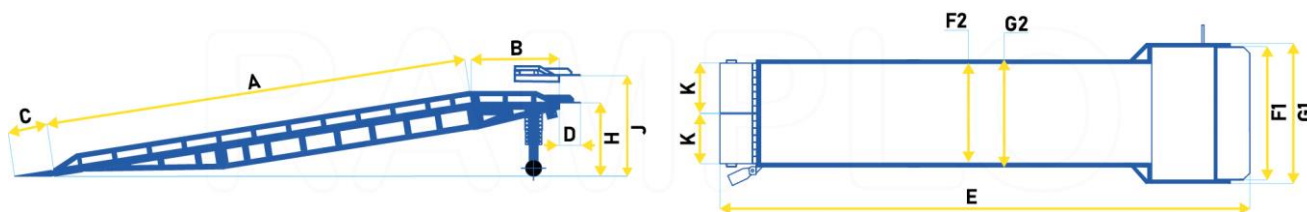
MOBILE LOADING RAMPS

ECONOMY MODEL **RL-MREC**

As well as other types of mobile ramps, this one due to its small dimensions allows operate the ramp comfortable and easily, simplify and speed up logistics operations in warehouses for unloading and loading packaged goods for budget projects.

The usable width of the inclined part of the ramp is available in two sizes.

The ramp is equipped with telescopic legs for the height adjustment and with rollers for movement.



Features of the **RAMPLO** mobile ramps **RL-MREC:**

- loading capacity – from 5 to 9 tons;
- total length (A+B+C+D) – from 8000 mm;
- carriageway width of the horizontal part (F1) – from 2010 mm;
- carriageway width of the inclined part (F2) – from 1510 mm to 2010 mm;
- operating height (H-J) – 940-1340 mm;
- carriageway surface – zinc-coated anti-skid grating.

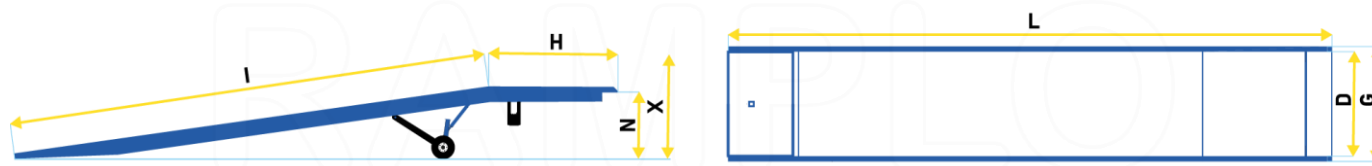
ramplo



MOBILE LOADING RAMPS

LUXE MODEL **RL-MRLX**

The luxe model of the mobile loading ramp is equipped with a powerful hydraulic system with two cylinders and an eco-friendly metal oil tank. The carriageway surface of the ramp is covered with a zinc-coated anti-skid grating, which makes it safe to drive on the ramp in all weather conditions. For moving the ramp, it is equipped with reliable wheels like in a forklift.



Features of the **RAMPLO** mobile ramps **RL-MRLX:**

- load capacity – from 8 to 16 tons and more;
- total length (L) – from 9420 to 13420 mm and more;
- carriageway width (D) – from 2010 to 2510 mm and more;
- operating height (N-X) – 890-1740 mm;
- carriageway surface – zinc-coated anti-skid grating.

ADDITIONAL OPTIONS RL-MRLX:

SL – Safety supporting legs

HR – Protective removable handrails

EHP – Electric (220V) hydraulic power station with a control panel

EHBP – Electric (12V) hydraulic station with a battery pack

TC – Tent cover

CLR – Another color

ramplo



CUSTOM LOADING RAMPS

ramplo

FEATURES OF THE RAMPLO EQUIPMENT, WHICH CAN BE CHANGED UPON CUSTOMER'S REQUEST:

- ✓ load capacity – from 6 to 40 tones and more
- ✓ total length – in case of special needs up to 15 m and more
- ✓ overall width – up to 3000 mm and more
- ✓ the carriageway surface is covered with a zinc-coated anti-skid grating / lentil sheeting / other
- ✓ heights' level - min and max heights, the working range of hydraulics no more than 800 mm. For example, the minimum height is 750 mm, maximum (in this case) - 1550 mm
- ✓ option equipping with an electric system
- ✓ height of protective fencing
- ✓ color, additional marking
- ✓ mounted tent
- ✓ and other additional options per customer requests



Our products are not only standard models of equipment, we also produce individual orders / requests according to all customer requirements.

Based on our huge experience in production, our engineers and designers create loading equipment of any design and load capacity.

ADDITIONAL OPTIONS*

FOR CUSTOM LOADING RAMPS

ramplo



2SL
Safety legs



HR
Additional handrails



HA
Height adjustment



2SL3SW
3-sides unloading



4WL
Additional pair of wheels



EHP
Electrohydraulic station



EHMP
Electrohydraulic station and manual pump



DL
Inside dock leveller




AB
Additional connection bridge



BR
Hydraulic folding bridge



TC
Tent cover



CLR
Choosing a different color

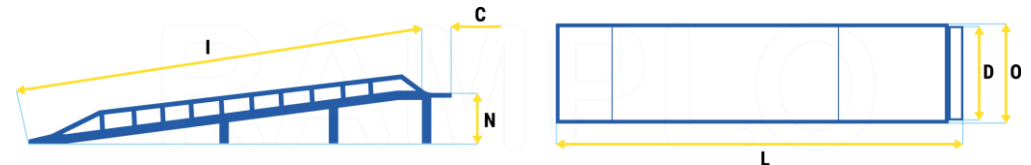
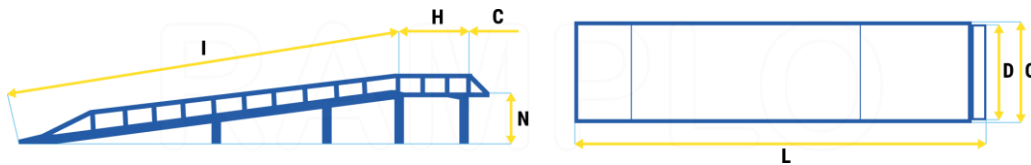
* additional options depend on the selected ramp model

FIXED LOADING RAMPS

ramplo

- The construction of fixed loading ramps are made entirely of metal.
- Instead of expanded metal sheets on the ramp's carriageway surface we use the zinc-coated anti-skid grating, which allows to avoid holding rainfall / debris on the surface and save longevity of the ramp.
- Thanks to the frame, made of profile pipes, the ramp is light, and the load on the base is less, the ramp is easy to install.

- Fencing, along both sides of the ramp, serves as a bumper and prevent forklift driving beyond the ramp's side edges.
- Load is distributed between several support points.
- The strong 12 mm thick connection bridge.



Features of the **RAMPLO** fixed ramps with horizontal platform **RL-FXH**:

- load capacity – from 6 to 10 tons and more;
- total length (L) – from 10770 to 12770 mm and more;
- total width (O) – from 2230 mm and more;
- horizontal board for the safe forklift movement;
- carriageway surface – zinc-coated anti-skid grating.



Features of the **RAMPLO** fixed ramps without horizontal platform **RL-FX**:

- load capacity from 6 to 10 tons and more;
- total length (L) – from 8270 to 12270 mm and more;
- total width (O) – from 2230 mm and more;
- carriageway surface – zinc-coated anti-skid grating.

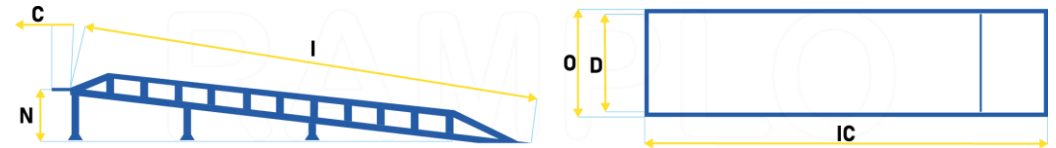
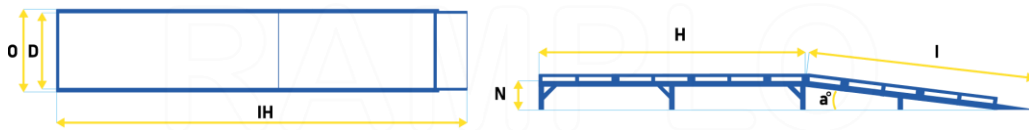


FIXED LOADING RAMPS

ramplo

This is special designed truck ramp for loading and unloading commercial vehicles at standard dock gates of modern warehouse. Our equipment helps to eliminate difference in heights of commercial vehicles (550-650 mm) and height of dock gates, dedicated for big semi-trailers (1100-1200 mm).

The construction is designed to for driving forklifts, vans, cars and other transport inside and outside warehouse. Connects 0 ground level and height of warehouse (usually about 1200 mm).



Features of the **RAMPLO** levelling ramps for LCV **RL-LCVR:**

- load capacity – from 5 to 8 tons and more;
- total length (IH) – from 10000 to 13000 mm and more;
- total width (O) – from 2450 mm and more;
- height level (N) – from 550 to 650 mm and more;
- carriageway surface – zinc-coated anti-skid grating.



Features of the **RAMPLO** dock access ramps **RL-GD:**

- load capacity – from 6 to 10 tons and more;
- total length (IC) – from 6270 to 12270 mm and more;
- total width (O) – 2120 mm and more;
- height level (N) – from 1100 to 1200 mm and more;
- carriageway surface – zinc-coated anti-skid grating.



ADDITIONAL OPTIONS*

FOR FIXED LOADING RAMPS

ramplo



HA

Height adjustment

FX FXH GD LCVR



WL

Pair of wheels

FX FXH GD LCVR



HR

Additional handrails

FX FXH GD LCVR



LDP

Ladder with platform

FX FXH GD LCVR



LD

Ladder to the ramp

FX FXH GD LCVR



3SW

3-sides unloading

FX FXH GD LCVR



4WCH

Wheel chocks

FX FXH GD LCVR



TC

Tent cover

FX FXH GD LCVR



BR

Hydraulic folding
bridge

FX FXH GD LCVR



WGD

Wheel guides for
truck

FX FXH GD LCVR



DL

Inside dock leveller

FX FXH GD LCVR



CLR

Choosing
a different color

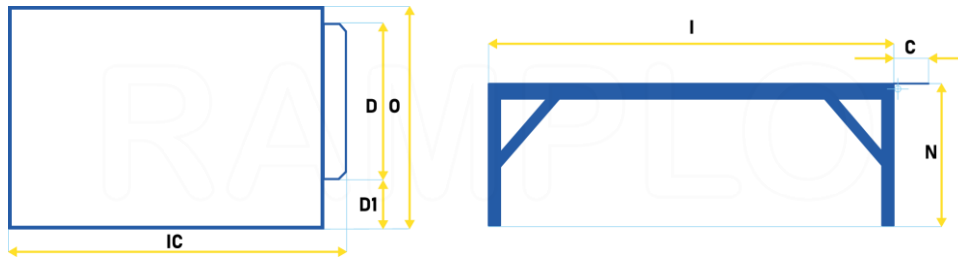
FX FXH GD LCVR

*** additional options depend on
the selected ramp model**

LOADING PLATFORMS

ramplo

The loading platforms easily enlarges the storage area, allows convenient approach of the truck, gives more space for maneuvering of warehouse equipment, and enlarges the area for other actions with the goods before or after loading / unloading to / from the truck.



Features of the **RAMPLO** loading platforms RL-LMP:

- load capacity - from 3 to 12 tons and more;
- total length (IC) – from 4270 to 6270 mm and more;
- total width (O) - from 2400 to 2800 mm and more;
- height level (N) – from 1100 to 1200 mm and more;
- carriageway surface – zinc-coated anti-skid grating.



ADDITIONAL OPTIONS

FOR LOADING PLATFORMS

ramplo



HA

Height adjustment




WL

Pair of wheels



HRO

Hand rails
on 1 side O



HRI

Hand rails
on 1 side I



DL

Inside dock leveller



LD

Ladder for pedestrians



LDP

Ladder with the
platform



AB

Additional connection
bridge



BR

Hydraulic folding
bridge



WGD

Wheel guides for truck




RF

Roof above
platform



TC

Tent cover



RRB

Rubber bumpers
rectangular



DRBO

Rubber bumpers
on O side



DRBI

Rubber bumpers
on I side



CLR

Choosing
a different color

OTHER WAREHOUSE EQUIPMENT WE PRODUCE


[ramplo](https://www.ramplo.com)




Dock levelers



Scissor lift tables
(hydraulic scissor lift)



Mobile
bridges




Container
bridges



Loading bridges



Safety cages




Buckets



Snow ploughs



Lifting hooks



Carpet poles



Fork extensions

WHY CHOOSE US

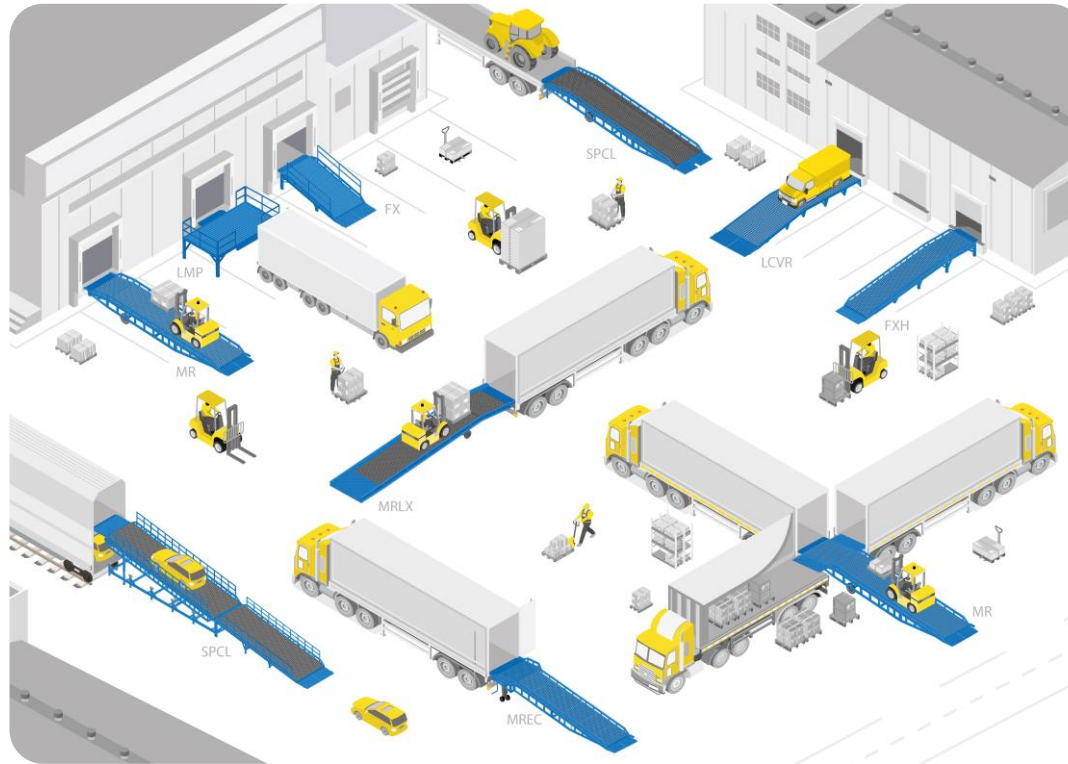
ramplo



- ✓ Own production capacities
- ✓ Team of experts
- ✓ Superb pre- and after- sales service
- ✓ All products are CE certified
- ✓ Use of high-quality materials
- ✓ The most popular models are always in stock
- ✓ A wide range of products
- ✓ Timely delivery
- ✓ Our product is reliable, low-maintenance and durable

WHY CHOOSE US

ramplo



WHAT ALL THESE COMPANIES GOT AFTER RECEIVING OUR EQUIPMENT?



they made unloading and loading of any product 2-3 times faster



they have saved on labor costs and optimized logistics processes



with mobile ramp their companies also became mobile!



they have invested in equipment that will work for their business for years to come



in addition, the equipment is versatile because it is height-adjustable, i.e. suitable for all types of transport

ramplo

THANK YOU!

We always offer the perfect combination
of low prices and high quality

